

<p>BDI COFACE Ltd. Vita Towers, 11 Ben-Gurion St. Bnei-Brak 5126015 P.O.B 844 Bnei-Brak 5110801 Tel. 972-3-5770333, Fax. 972-3-6160333 E-mail: info@bdi.co.il</p>		<p>בי.די.איי - קופאס בע"מ מגדלי ויטה, ר"ח בן-גוריון 11, ב"ב 5126015 ת.ד. 844, ב"ב 5110801 טל. 03-5770333, פקס. 03-6160333 www.bdi.co.il</p>
---	---	---

Confidential - all data contained herein is non-transferable !

ISRAELI COMPANY LTD 51-111111-0

Update Date: 01/06/2017

[Identification Details](#) |
 [Executive Summary](#) |
 [Registration, Management And Ownership Details](#) |
 [Operations](#) |
 [Financial Details](#) |
 [External Sources Opinions](#) |
 [Related Companies](#) |
 [Additional Information](#) |
 [General Evaluation](#)

Identification Details



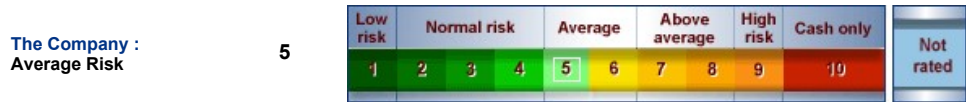
<p>Company Name Identification Number Main office Telephone Telephone 2 Fax Main plant Web Site Email Founded Company Type Status Field Of Activity NACE</p>	<p>ISRAELI COMPANY LTD 51-111111-0 Street 23, Industrial Zone, Place +972 (8) 1111111 +972 (052) 2222222 +972 (8) 3333333 Street 15, Industrial Zone, Place http://www.israelicompany.co.il/ Name1@israelicompany.co.il 18/08/2010 Private Company Ltd. Active import, processing and marketing of frozen fish 5203</p>
---	---

Executive Summary

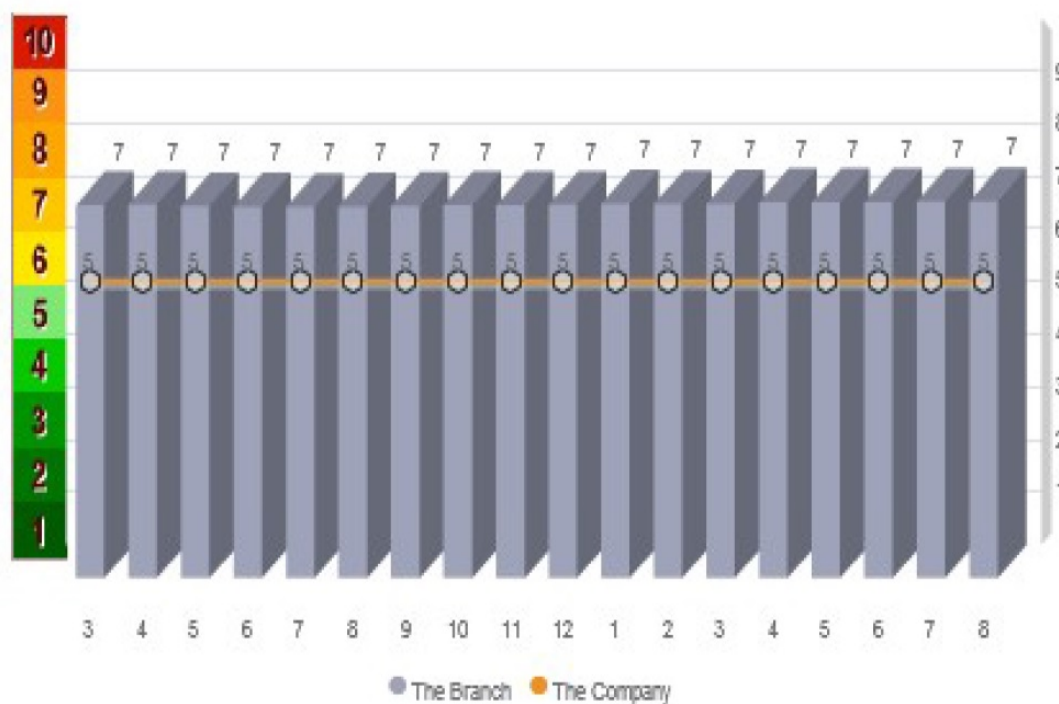


A MODERATE SIZE PRIVATE COMPANY THAT IMPORT'S, PROCESSES AND MARKETS FROZEN FISH. SALES ARE UP IN REAL TERMS. COMMITMENTS ARE HANDLED PROMPTLY. NO NEGATIVE INFORMATION AGAINST SUBJECT WAS TRACED.

FOUNDED: 2010
 EMPLOYEES: 90



Company/Industry Rating Graph



Registration, Management And Ownership Details



Description Of Registration, Management And Ownership Detail

A PRIVATE COMPANY FOUNDED ON: 18/08/2010
 AUTHORIZED SHARE CAPITAL: NIS 30,000
 ISSUED AND PAID IN SHARE CAPITAL: NIS 200
 REGISTERED ADDRESS: STREET3 2, CITY 7777304

Share Capital Table

Share Type	Currency	Nominal Value	No. of Shares	Shares Issued	% Issued
Ordinary	New Israeli Sheqel	1	30,000.00	200.00	0.67%

Update Date : 09/08/2017

According to the Company Registry, shareholders are :

Name	Address	I.D./Register num	Ordinary
Name1 Yevgeni	44 Stree1, City 7745647	555555-9	50.00%
Name2 Maxim	16 Stree2, City 7775708	66666666-9	50.00%

Registered Directors

Director Name	I.D.	Address	Title	Appointment Date
Name1 Yevgeni	555555-9	44 Stree1, City 7745647	Director/Manager	21/01/2011

Managers

Manager Name	Title
Name1 Yevgeni	CEO

Operations

IMPORT, PROCESSING AND MARKETING OF FROZEN FISH.

SUBJECT REPORTEDLY TOOK OVER THE OPERATIONS OF "ISRAELI COMPANY INDU" (R.N. 31-000000-9) WHICH WAS ACTIVE BETWEEN 2000-2003 AND BETWEEN 2005-2010. BETWEEN 2003-2005 SUBJECT'S OWNER OPERATED AT A PARTNERSHIP NAMED "ISRAELI COMPANY INDUSTRIES" (R.N. 55-111111-0).

ACCORDING TO MANAGEMENT IN 09/2016, SUBJECT EXPANDED ITS PLANT BY ADDING 1,600 SQ. M.

Vehicles and Employees:

As of 2017: Number of employees 90
Number of vehicles 9

Purchases Distribution:

SCOTLAND
U.K.
NORWAY
ISRAEL 10%
FOREIGN 90%

Local Suppliers:

GOL-TRADE LTD	51-066626-6
AMNON ZEDA MARKETING LTD	51-377071-9
HATIKVA SMOKED FISH LTD	51-117066-4
ZOHAR DALIA - AGRICULTURE COOPERATIVE SOCIETY LTD	57-004388-5

Terms

LOCAL: E.O.M + 30-60 DAYS
FOREGIN: CASH, BANK TRANSFER

Local Clients:

KESHET TASTES LTD	51-323840-2
TIV TAAM RESHATOT LTD.	51-279271-4
M.N. MEIR MARKETING & TRADING LTD	51-375208-9
MAADANEI MANIA TRADING CHAINS 2000 LTD	51-302636-9
HAKOVESH COMPANY LTD	51-017562-3
MATIS DELICACIES (City) LTD	51-482389-7
RODINA LTD	51-325663-6

Terms

e.o.m + 45 days, bank transfer, cash, checks

Service Providers:

MENTFIELD (1983) LTD (Customs agent)	51-096397-8
PELEPHONE COMMUNICATIONS LTD. (Service provider)	51-107657-2
"DELEK" ISRAEL FUEL COMPANY LTD (Service provider)	52-001894-6

Premises:

Main office, Area of About 400 Sq. m. (rented), Street 23, Industrial Zone, Place
Business: +972 (8) 1111111 Business 2: +972 (052) 2222222
Fax: +972 (8) 3333333
Main plant, Area of About 1600 Sq. m. Street 15, Industrial Zone, Place

Financial Details**Summary Of Financial Details**

SUBJECT IS NOT OBLIGED TO FILE FINANCIAL STATEMENTS FOR PUBLIC VIEWING.
THE FOLLOWING FIGURES WERE PROVIDED BY MANAGEMENT:

REVENUES:

NIS 8,684,548 (2011)
NIS 9,193,586 (2012)
NIS 11,765,202 (2013)
NIS 16,599,499 (2014)
NIS 24,904,538 (2015)
NIS 34,784,961 (2016)
NIS 50,000,000 (2017-FORECAST)

(*THE INCREASE IN REVENUES DERIVING FROM THE EXPANSION OF THE COMPANY'S PRODUCT LINE AND PLANT EXPANSION

FOLLOWING ARE SUBJECT'S FINANCIAL STATEMENTS:

Balance Sheet

Balance Sheet Audited in NIS	12/2016		12/2015		% Change 12/2015 12/2016
		%		%	
Cash	2,877,545	11.0	2,717,946	19.3	6
Trade receivables	4,115,213	15.7	4,127,420	29.3	0
Other receivables	434,018	1.7	377,738	2.7	15
Notes receivable	4,489,886	17.1	2,025,256	14.4	122
Inventories	6,986,129	26.7	1,070,000	7.6	553
Total current assets	18,902,791	72.1	10,318,360	73.3	83
Net fixed assets	6,620,592	25.3	3,576,914	25.4	85
Investments	688,071	2.6	187,658	1.3	267
Total Assets	26,211,454	100.0	14,082,932	100.0	86
Banks	5,250,501	20.0	361,855	2.6	1,351
Current maturities	1,613,605	6.2	1,526,662	10.8	6
Trade payables	4,220,430	16.1	1,731,857	12.3	144
Notes payable	5,052,649	19.3	2,243,636	15.9	125
Other payables	762,275	2.9	919,230	6.5	-17
Interested parties pay	333,328	1.3	149,520	1.1	123
Total current liabilities	17,232,788	65.7	6,932,760	49.2	149
Long term loans	3,781,583	14.4	3,691,392	26.2	2
Provisions	149,392	0.6	137,661	1.0	9
Share capital	200		200		
Retained earnings	5,047,491	19.3	3,320,919	23.6	52
Total Liabilities + Equity	26,211,454	100.0	14,082,932	100.0	86

Profit And Loss

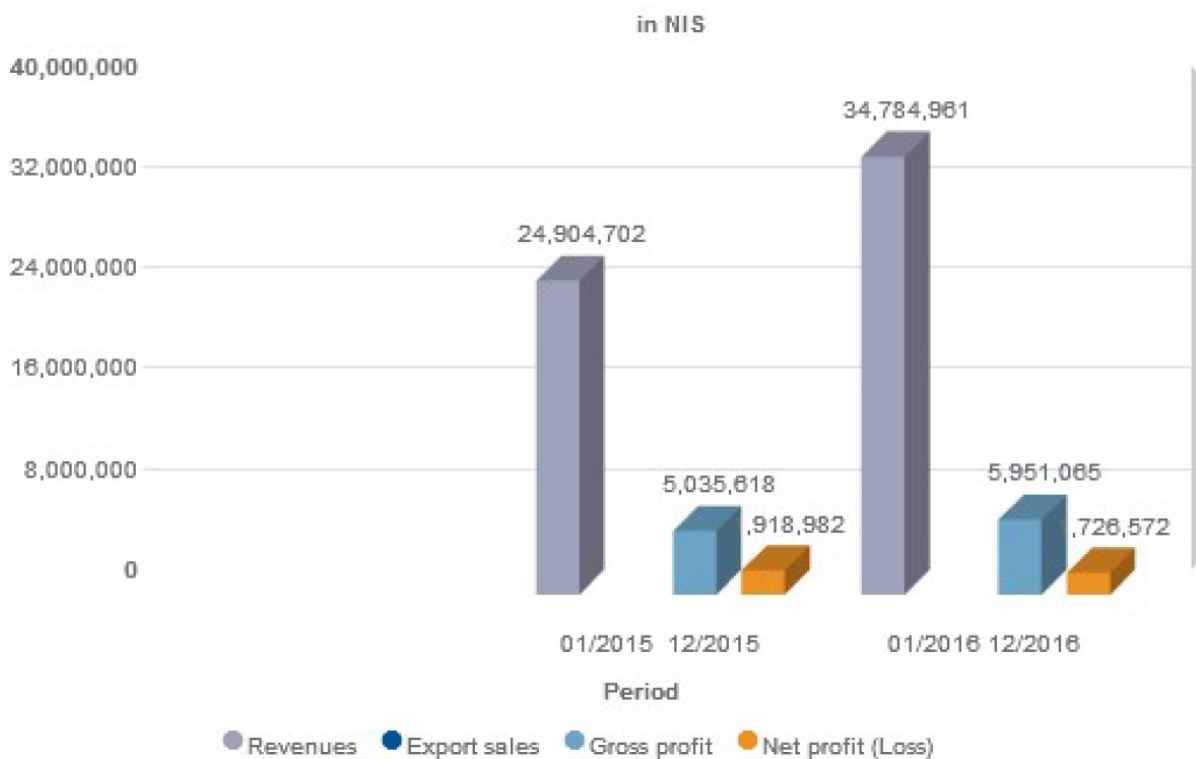
Income Statement Audited in NIS	01/2016 12/2016		01/2015 12/2015		% Change 12/2015 12/2016
		%		%	
Revenues	34,784,961	100.0	24,904,702	100.0	40
Total revenues	34,784,961	100.0	24,904,702	100.0	40
Cost of sales	28,833,896	82.9	19,869,084	79.8	45
Gross profit	5,951,065	17.1	5,035,618	20.2	18
G & A, Marketing & sales	2,961,125	8.5	2,052,608	8.2	44
Operating profit	2,989,940	8.6	2,983,010	12.0	0
Finance expense	737,744	2.1	332,663	1.3	122

Other income	56,133	0.2			
Profit (Loss) before tax	2,308,329	6.6	2,650,347	10.6	-13
Taxes on income	581,757	1.7	731,365	2.9	-20
Net profit (Loss)	1,726,572	5.0	1,918,982	7.7	-10

Financial Ratios

Financial Ratios Audited	01/2016 12/2016	01/2015 12/2015
Quick ratio	0.69	1.33
Current ratio	1.10	1.49
Equity / Total Assets	19.26%	23.58%
Gross profit margin	17.11%	20.22%
Oper. profit margin	8.60%	11.98%
% Profit before tax	6.64%	10.64%

Profitability Graph



External Sources Opinions



Payments

COMMITMENTS ARE HANDLED PROMPTLY.
PAYMENT EXPERIENCE OF UP TO NIS 800,000 (PER SUPPLIER PER MONTH) WAS TRACED.

Banks Accounts

Bank Leumi Le'Israel Ltd. HASAKIM City, City , (618) - account 44444444
Bank Hapoalim Ltd. City , (658) - account 333333

THE ABOVE MENTIONED ACCOUNT NUMBERS ARE NOT RESTRICTED BY THE BANK OF ISRAEL.

Related Companies



List Of Related Companies

ISRAELI COMPANY INDU

Identification Num 31-000000-9
 Founded 01/08/2003
 City City
 Previous Name ISRAELI COMPANY INDU
 Remark subject reportedly took over this operation.

Ownership Registration

Shareholders reportedly include:

	I.D./Register num
Name1 Yevgeni	555555-9

ISRAELI COMPANY INDUSTRIES

Identification Num 55-111111-0
 City City
 Remark between 2003-2005 subject's owner operated at this partnership. inactive

Ownership Registration

Shareholders reportedly include:

	I.D./Register num
Name1 Gandi	7777777-7
Name1 Yevgeni	555555-9

NEVOD LTD

Identification Num 51-222222-3
 Founded 16/01/2005
 City City
 Remark inactive.

Ownership Registration

According to the Company Registry , shareholders are :

	I.D./Register num	Ordinary
Name2 Maxim	66666666-9	33.33%
Name3 Moshe	9999999-1	33.33%
Name4 Boris	3333333-1	33.33%

Additional Information



Description Of Red Lights ™ and additional information

A CHECK AGAINST COFACEBDI'S TRADEMARK DATABASE OF "RED LIGHTS" REVEALED NO REGISTRATION AGAINST THE SUBJECT.

General Information

NO PRESS INFORMATION FOUND.

Description Of Registered Charges

Date Created	Creditor	Secured Assets
15/03/2017	PACKAGING ENGINEERING LTD	equipment
21/06/2016	BANK LEUMI LE'ISRAEL LTD	specified chattels.
14/12/2015	MERCANTILE DISCOUNT BANK LTD.	2015 Daf truck.
16/11/2015	BANK HAPOALIM LTD	deposits. limited to nis 530,000.
16/11/2015	BANK HAPOALIM LTD	deposits. limited to nis 498,013.
17/09/2015	PACKAGING ENGINEERING LTD	equipment. limited to nis 322,226.
17/09/2015	PACKAGING ENGINEERING LTD	machinery. limited to nis 67,423.
17/09/2015	PACKAGING ENGINEERING LTD	machinery. limited to nis 443,980.
16/03/2015	BANK LEUMI LE'ISRAEL LTD	specified chattels.
11/12/2014	BANK LEUMI LE'ISRAEL LTD	deposits. limited to nis 750,000.

15/06/2014	BANK LEUMI LE'ISRAEL LTD	monies, rights.
15/06/2014	BANK LEUMI LE'ISRAEL LTD	share capital, goodwill, assets, rights.
23/03/2014	MIZRAHI TEFAHOT BANK LTD	2014 Iveco vehicle.
04/01/2011	BANK LEUMI LE'ISRAEL LTD	notes
04/01/2011	BANK LEUMI LE'ISRAEL LTD	deposits, monies

General Evaluation



The Company :
Average Risk

5

Low risk	Normal risk			Average	Above average			High risk	Cash only	Not rated
1	2	3	4	5	6	7	8	9	10	

————— End Of Report —————

THIS REPORT IS FURNISHED BY  IN STRICT CONFIDENCE AT YOUR REQUEST.
IT MAY NOT BE REPRODUCED IN WHOLE OR IN PART IN ANY FORM OR MANNER WHATSOEVER.

 Vita Towers, 11 Ben-Gurion st. Bnei-Brak 5126015, Tel. 972-3-5770333, Fax. 972-3-6160333, info@bdi.co.il

Creation date 10-08-2017 14:17 014 - 52917 All rights reserved to BDI COFACE Ltd©. This material may not be copied, reproduced or distributed.